

الفصل الدراسي الأول

الصف الثالث الابتدائي

بتصريح وتحت إشراف



معك
Ma3ak App

التطبيق التفاعلي
للتعلم عن بُعد

FREE GIFT
POST FOR SALE



Parents' Guide

دليل ولي الأمر


3rd Primary
2021
FIRST TERM

Unit

1

I feel happy !

أنا أشعر بالسعادة !





Vocabulary

★ Look and listen.

انظر واستمع.

Mr / Gomaa

happy سعيد



excited متحمس



hungry جائع



I feel ...

أنا أشعر



thirsty عطشان



tired مرهق / تعب



angry غاضب



sad حزين

☆ Read, trace and write. اقرأ، تتبع ثم اكتب.

Extra vocabulary

Read	Trace	Write
daddy أب	daddy	
come home يأتي للمنزل	come home	
today اليوم	today	
hot حار - ساخن	hot	
eat يأكل	eat	
Me too. وأنا أيضًا.	Me too.	



Activity on vocabulary

Mr / Gomaa

- Read and choose the correct word (s) between brackets.

اقرأ واختر الإجابة الصحيحة مما بين الأقواس.

1. I (read - feel - go) excited !
2. Let's go to the (kitchen - school - park) to eat.
3. I feel thirsty. - Me (two - too - to).
4. (Who - Where - How) do you feel ? - I feel tired.
5. I feel (sad - hungry - thirsty). Let's have something to eat.

Notes for parents

- Help your child read the words, trace and write them

ساعد طفلك في قراءة الكلمات وتتبعها وكتابتها

Language

1 Express about feelings.

التعبير عن المشاعر.

I feel + (adj) .

- أنا أشعر (صفة) .



2 Asking about feelings.

للسؤال عن المشاعر.

How do you feel?

- كيف تشعر ؟

How do you feel?
كيف تشعرين؟I feel angry!
أشعر بالغضب

sing

I feel thirsty, thirsty, thirsty.

How do you feel ?

I feel angry, angry, angry.

How do you feel ?

I feel hungry, hungry, hungry.

How do you feel ?

We feel happy, happy, happy.

And we hope you do too !



1. Help your child to talk about his / her feelings using (I feel (adj) .

- ساعد طفلك أن يتحدث عن مشاعره / مشاعرها مستخدماً (أنا أشعر (صفة) .

2. Help your child to answer about feelings using (How ... ?).

- ساعد طفلك أن يسأل ويخبر عن المشاعر مستخدماً (كيف ... ؟) .

Activities

on Lesson 1



Put
a sticker
according to your
assessment

1 Read and fill in the gaps. اقرأ واملأ الفراغات.

excited - kitchen - feel

Hany : How do you *feel* , Maha ?

Maha : I feel *excited*!

Mr / Gomaa

2 Read and match. اقرأ وصل.

1. happy

2. angry

3. hungry

1

2

3

3 Look and complete. انظر واكمل.

excited - sad - tired - thirsty



1. I feel *tired*.



2. I feel *sad*.



3. I feel *thirsty*



4. I feel *excited*

1. Ask your child to read the dialogue and fill in the gaps.

2. Ask your child to read the words and match each word with its correct picture.

- اطلب من طفلك قراءة الحوار وملأ الفراغات.

- اطلب من طفلك ان يقرأ الكلمات ويصل كل كلمة بالصورة الصحيحة لها.

4 Look, unscramble and write. انظر، أعد ترتيب الحروف ثم اكتب.

1.



n y a r g

angry

2.



e i t x d c e

excited

3.



t r s h i y t

thirsty

5 Read and tick (✓) or (X). اقرأ وضع علامة (✓) أو (X).

1. I feel thirsty.



(X)

2. Let's go to the kitchen.



(✓)

3. I feel tired.



(X)

6 Write a sentence under each picture. اكتب جملة أسفل كل صورة.



1. I feel excited.



2. I feel sad.

Notes for parents

4. Ask your child to look at the pictures, unscramble the words then write them correctly.

5. Ask your child to read the sentence and tick (✓) or (X) according to the given picture.

6. Ask your child to write a sentence under each picture.

7 Look and answer. انظر وأجب.

1.



- How do you feel ?

- I feel happy.

Mr / Gomaa

2.



- How do you feel ?

- I feel hungry.

3.



- How do you feel ?

- I feel tired.

8 Copy the following sentences. انسخ الجمل التالية.

1. I feel excited.

I feel excited.

2. Let's go to the kitchen.

Let's go to the kitchen.



Vocabulary

☆ Listen and repeat. استمع وردد.

Mr / Goma

unhappy حزين



game مباراة



Mommy أم



help يساعد



clean ينظف



living room
حجرة معيشة



make a sandwich
نقوم بعمل ساندوتش



★ Listen, read and role-play.

استمع، اقرأ وتبادل الأدوار.

Hany and Hana are in the kitchen. هانى وهنا فى المطبخ.



Hana : Hi Hany!

هنا : أهلاً هانى !

Hany : Hi Hana. How do you feel?

هانى : أهلاً هنا. كيف تشعرين ؟

Hana : I feel thirsty and

هنا : أشعر بالعطش والجوع ولكن

hungry but we had a great game!

أدينا مباراة رائعة !

Hany : I can make you a sandwich!

هانى : يمكننى أن أصنع لك سندويش !

Hana : Thank you. You are very kind!

هنا : شكراً لك. أنت لطيف جداً !

Hany : Have some juice.

هانى : تناولى بعض العصير.

Hana : Thank you!

هنا : شكراً لك !

★ Read and complete. اقرأ واكمل.

kind - sandwich - juice - hungry - thirsty

- Hany and Hana are at home in the kitchen. Hana feels *thirsty* and *hungry*. Hany is very *kind*. He makes a *sandwich* and he gives Hana some *juice*.

Notes for parents

- Help your child listen to the dialogue and let him/her say what he/she listens to correctly, then ask him/her to role-play it with his/her colleagues.

Activities

on Lesson 2

Put a sticker according to your assessment.

1 Look, read and circle. انظر، اقرأ وضع دائرة

1. Mr / Gomaa



They can

clean.

play.

2.



She is in the

kitchen.

living room.

3.



He is

unhappy.

happy

4.



feel

help

my mommy.

2 Read and match (A) with (B). اقرأ وصل العمود (A) بالعمود (B)

A

1. We clean

2. Mommy

3. I can

B

a. unkind.

b. make a sandwich.

c. the living room.

d. feels happy.

3 Look, unscramble and write. انظر، أعد ترتيب الحروف واكتب

1.



h n y r u g

hungry

2.



s a w h c i n d

sandwich

3.



e a c n l

clean

Notes for parents

1. Ask your child to look at the pictures, read and circle the correct word

2. Ask your child to read and match column (A) with column (B)

3. Ask your child to unscramble the words and write them correctly

4 Look, read and complete. انظر، اقرأ واكمل.

Mr / Gomaa

game - clean - make - tired



1. I feel *tired*.



2. They can *clean* the kitchen.



3. I can *make* you a sandwich.



4. We had a great *game*.

5 Look, read and Color. انظر، اقرأ و لون

1. They are in the kitchen.



2. You're very kind.



6 Copy the following sentence. انسخ الجملة التالية.

Have some juice.

Have some juice.

4 Ask your child to look at the pictures, read the sentences, then complete with the correct word

- اطلب من طفلك ان ينظر الى الصور ويقرأ الجمل ثم يكمل بالكلمة المناسبة

5 Ask your child to look, read and color the correct picture

- اطلب من طفلك ان ينظر ويقرأ ثم يلون الصورة الصحيحة

- اطلب من طفلك ان يسخ الجملة المعطاة له



Vocabulary

☆ Listen and repeat. استمع وردد.

Mr / Gornaa

Don't go by car

لا يذهب بالسيارة

exercise يتدرب



drink water

يشرب ماء



play sports

يلعب رياضة



go outside

يذهب للخارج



healthy lifestyle

أسلوب حياة صحي



walk to school

يمشي للمدرسة



sleep for 8 hours every night

ينام لمدة ثمانية ساعات كل ليلة



eat fruit and vegetables

تأكل فاكهة وخضروات

Notes for parents

- Help your child identify healthy lifestyle.
- Help your child listen to the words and repeat them.

Mr / Gomaa

eat chocolate cake
تأكل كيكه شيكولاتةdrink cola
يشرب مياه غازيةsleep for 4 hours
ينام لمدة أربع ساعات

Unhealthy lifestyle

أسلوب حياة غير صحي

play video games
يلعب ألعاب فيديوwatch television
يشاهد التلفازplay board games
يلعب ألعاب لوحية

Activities

on Lesson 3

Put
a sticker
according to your
assessment

Mr / Goma

1 Look and circle. انظر وضع دائرة.

1.



drink cola

drink water

2.



go by car

walk to school

3.



eat fruit

eat chocolate cake

4.



play tennis


play board games

2 Read and match. اقرأ وصل.

1. exercise

2. play football

3. vegetables



Notes for parents

1. Ask your child to look at the pictures and circle the correct words.

2. Ask your child to read and match each word with its correct picture.



Phonics



★ Look and listen. انظر واستمع.

e + e = ee

✦ The letters **ee** make the sound /i:/.



feel happy يشعر بالسعادة



bee نحلة



sleep ينام



meet يقابل



green لون اخضر

Mr Gomaa

e + a = ea

✦ The letters **ea** make the sound /i:/.



leaf ورقة شجرة



clean ينظف



meat لحم



eat ياكل



team فريق




Notes for parents

• Help your child to listen to the words that have /i:/ sound and repeat them.



Activity on phonics

★ Listen, circle and write. استمع، ضع دائرة واكتب.

1.  ee ea t <u>ea</u> m	2.  ea ee l <u>ea</u> f	3.  ea ee f <u>ee</u> l happy
--	--	--

★ Look, read and complete with (ea) or (ee).

انظر، اقرأ واكمل بـ (ea) او (ee).



Mr / Gamaa

1. I feel happy.2. I play with my team.

★ Read and match. اقرأ وصل.

1. It's healthy to sleep for 8 hours.

2. Eat good food to help your body.

3. A bee sits on a green leaf.



• Ask your child to listen to each word, circle the correct sound then write it.

اطلب من طفلك ان يستمع الى كل كلمة ويضع دائرة حول الصوت الصحيح ويكتبه.

1. Ask your child to look at the pictures, read the sentences and complete the words with (ee) or (ea)

اطلب من طفلك ان ينظر الى الصور ويقرأ الجمل ويكمل الكلمات باستخدام (ee) او (ea).



استخدم استيكرات علامات الترقيم.

النشأ
علامات الترقيم
في
كراسة المعاصر
التفاعلية

Capital letters and full stops

1. We use capital letters (A, B, C,) on the first word of the sentence.
١. نستخدم الحروف الكبيرة (A, B, C,) في أول كلمة في بداية الجملة.

- She feels tired. - I am happy.

2. We use capital letters for names of people.

٢. نبدأ أسماء الأشخاص بحرف كبير

Amira - Marwan - Ali - Huda

3. We use a full stop (.) at the end of the sentence.

٣. تنتهي الجملة بـ (.) full stop نقطة.

- He is sad .

Examples

- 1- amira meets shereen

- **A**mira meets **S**hereen ,

- 2- hassan and mona clean the playground

- **H**assan and **M**ona clean the playground ,

Mr / Gomaa





Activity 1 Write the capital letters. اكتب الحروف الكبيرة.

a A r R t T e E
b B g G i I q Q



Activity 2 Circle the capital letters and full stops.

ضع دائرة حول الحروف الكبيرة والنقاط.

1. They clean the playground.

2. I meet my friend Shereen.

Mr / Gomaa



Activity 3 Write the correct punctuation.

اكتب علامات الترقيم الصحيحة للجمل.

1. hany and hana are at home

Hany and Hana are at home.

2. i play with sherif

I play with Sherif.

3. this is my hand

This is my hand.

1 Ask your child to write the capital letters for the given small letters.

اطلب من طفلك ان يكتب الحروف الكبيرة للحروف الصغيرة المعطاة.

2 Ask your child to circle the capital letters and full stops in the given sentence

اطلب من طفلك ان يضع دائرة حول الحروف الكبيرة والنقاط في الجمل المعطاة.

3 Ask your child to punctuate the given sentences.

اطلب من طفلك ان يضع علامات الترقيم للجمل المعطاة له.

Activities

on Lesson 4

Put
a sticker
according to your
assessment

1 Listen and write the missing sound.

استمع واكتب الصوت الناقص.
نصوص الاستماع في نهاية الكتاب

1.



b ee

2.



clean

3.



sleep

4.



meat

2 Read and match (A) with (B).

اقرأ وصل العمود (A) بالعمود (B).

A

1. The bee

2. I feel

3. I play

4. They

B

3 a. with my team.

4 b. clean the playground.

2 c. happy !

1 d. is on the leaf.

- e. her friend.

3 Read and choose the correct word (s) between brackets.

اقرأ واختر الكلمة الصحيحة مما بين الأقواس.

1. I (make - eat - play) in the playground.

2. Amira (meets - reads - plays) her friend.

3. A bee sits on a (water - night leaf)

1. Ask your child to listen to each word and write the missing sound.

2. Ask your child to read the sentences and match column (A) with column (B).

3. Ask your child to read and choose the correct word between brackets.

اطلب من طفلك أن يستمع إلى كل كلمة ويكتب الصوت الناقص.

اطلب من طفلك أن يقرأ ويصل العمود (A) بالعمود (B).

اطلب من طفلك أن يقرأ ويختار الكلمة الصحيحة مما بين الأقواس.

4 Read and match. اقرأ وصل.

1. leaf

2. yellow

3. sleep

Mr / Gomaa



5 Look and circle. انظر وضع دائرة.

1.



feel happy
feel unhappy

2.



eat
clean

3.



bee
book

4.



meat
meet

6 Punctuate the following sentence. ضع علامات الترقيم للحملة الدتبه.

adel meets his friend samir

Adel meets his friend Samir.

7 Copy the following sentence. انسخ الجملة التالية.

I play with my team.

I play with my team.

Notes for parents

4. Ask your child to read and match each word with its correct picture.

5. Ask your child to look at each picture and circle the correct word.

6. Ask your child to punctuate the given sentence.

7. Ask your child to copy the given sentence.

Activities

on Lesson 5

Put
a sticker
according to your
assessment

1 Look and answer. انظر واكتب.

1 How tall is Maged ?

- He's 127.5 cm tall.

2 How long is the book ?

- It's 12 cm long.

Mr / Gomaa



2 Look and complete. انظر واكمل.

Adel



130 cm

Manal



127 cm

Ahmed



130 cm

Nour



120 cm

1. Manal is 127 cm

3. Ahmed is 130 cm

2. Nour is 120 cm.

4. Adel is 130 cm

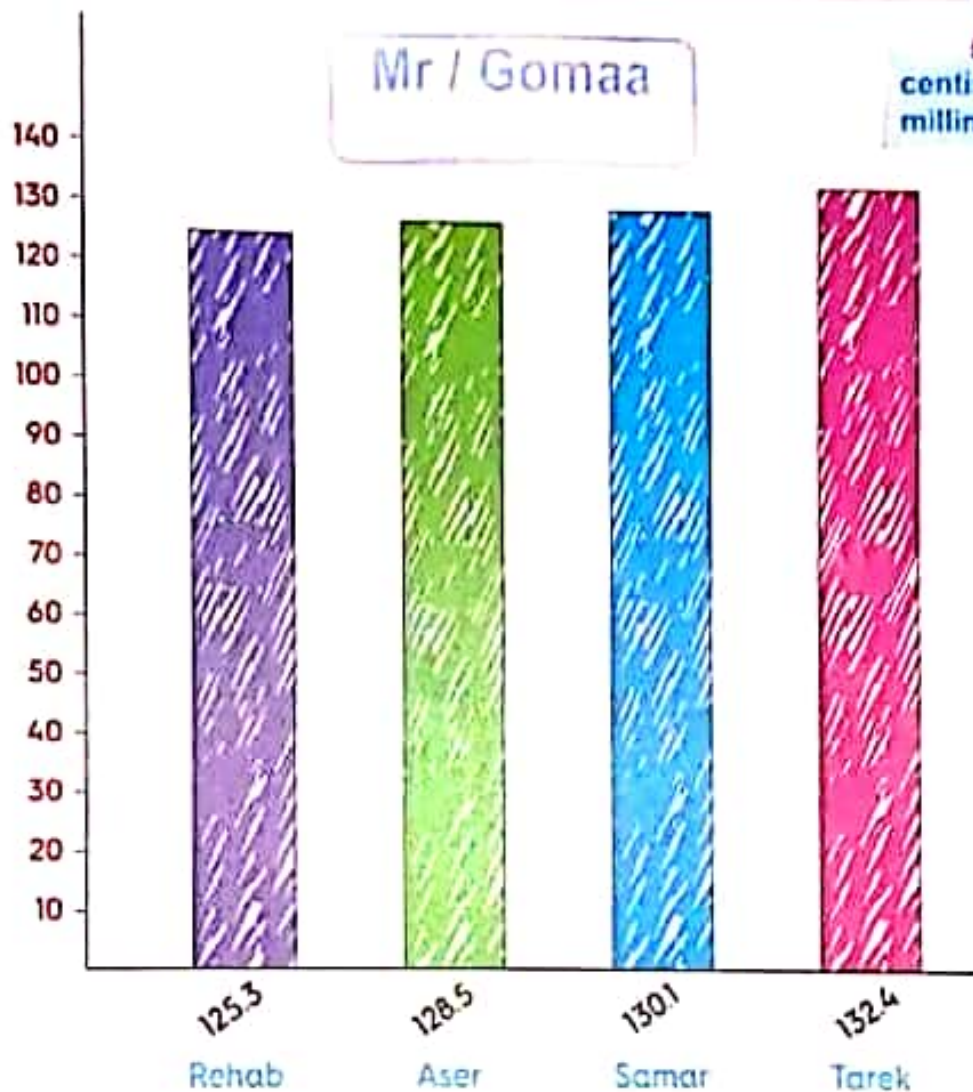
Notes for parents

1. Ask your child to look at the pictures and answer the questions.
2. Ask your child to look at the pictures and complete the sentences.

3 Look and write. انظر واكتب.



centimeter = cm
millimeter = mm



1. Rehab is 125 centimeters and three millimeters tall.

2. Aser is *128 centimeters* and five millimeters tall.

3. Samar is 130 centimeters and *one millimeters* tall.

4. Tarek is *132 centimeters* and *four millimeters* tall.

3 Look and write, then **Color**. انظر واكتب ثم لون.

1



I feel *tired*.

2



I feel *sad*.

3



I feel *happy*.

4



I feel *angry*.

5



I feel *thirsty*.

Notes for parents

3. Ask your child to look at the pictures and write what he/she feels, then color the pictures.

Review on UNIT 1

Mr / Goman



I feel tired.



I feel happy!



bee



sleep



I feel excited!



I feel hungry.



feel



clean



I feel thirsty.



I feel sad.



leaf



meat



I feel angry.



How do you feel?

I feel excited!



**Preventative health
healthy lifestyle**

- Drink water.
- Eat fruit and vegetables.
- Sleep for 8 hours.
- **unhealthy lifestyle**
- Go by car.
- Sleep for 4 hours.
- Eat chocolate cake.

1 Listen and write the missing sound.

استمع واكتب الصوت الناقص.
نصوص الاستماع في نهاية الكتاب

1. 
leaf
2. 
meet
3. 
clean
4. 
feel

2 Read and fill in the gaps. اقرأ واملأ الفراغات.

kind - unkind - make

Hany : I can *make* you a sandwich !

Hana : Thank you. You are very *kind* .

3 Look, read and complete. انظر، اقرأ وأكمل.

feel - cola - Eat

1.  *Eat* vegetables.

2.  Don't drink *cola* .

1 Ask your child to listen to the words and write the missing sound

اطلب من طفلك أن يستمع إلى الكلمات ويكتب الصوت الناقص

2 Ask your child to read the dialogue and fill in the gaps

اطلب من طفلك قراءة الحوار وملأ الفراغات

3 Ask your child to look at the pictures, read the sentences, then complete with the correct word

اطلب من طفلك أن ينظر إلى الصور ويقرأ الجمل ثم يكمل بالكلمة المناسبة

4 Look and circle the correct word. انظر وضع دائرة حول الكلمة الصحيحة.

1.



tree

leaf

2.



excited

hungry

3.



play tennis

watch television

4.



eat chocolate cake

eat banana

5 Look, unscramble and write. انظر، اعد ترتيب الحروف واكتب.

1.



d a s

sad

2.



y u n g h r

hungry

3.



t a w r e

water

6 Look and write a sentence under each picture. انظر واكتب جملة أسفل كل صورة.

1.



Abee sits on a green leaf.

2.



He is 127.3 cm tall.

Notes for parents

4. Ask your child to look at the pictures and circle the correct word. انظر الى الصور ويضع دائرة حول الكلمة الصحيحة.
5. Ask your child to look at the pictures, unscramble the letters and write them correctly. انظر الى الصور ورتب الحروف ثم يكتبها بطريقة صحيحة.
6. Ask your child to look at the pictures and write a sentence under each picture. انظر الى الصور ويكتب جملة أسفل كل صورة.

7 Read and choose the correct word (s) between brackets.

اقرأ واختر الكلمة الصحيحة مما بين القواسم.

1. There are (10) 5 - 20) millimeters in a centimeter.
2. Let's (clean) help - make) our living room.
3. I am 127.5 cm (sad - happy (tall)
4. How do you (watch - eat (feel)? - I feel hungry.
5. He (drinks - (sleeps) eats) for 8 hours a day.

Mr / Gomaa

8 Read and tick (✓) or (X). اقرأ وضع علامة (✓) أو (X).

1. I play tennis.



X

2. They clean the playground.



X

3. My thumb is 4.2 cm.



✓

4. I feel thirsty.



✓

9 Punctuate the following sentence. ضع علامات الترقيم للجملة التالية.

amira meets her friend shereen

Amira meets her friend Shereen.

10 Copy the following sentence. انسخ الجملة التالية.

They clean the living room.

They clean the living room.

7 Ask your child to read the sentences and choose the correct word between brackets.

8 Ask your child to read the sentences and tick (✓) or (X) according to the given pictures.

9 Ask your child to punctuate the given sentence.
10 Ask your child to copy the given sentence.

- امثل من مثلك ان يقرأ الجمل ويختار الكلمة الصحيحة مما بين القوسين.
- امثل من مثلك ان يقرأ الجمل ويضع علامة (✓) أو (X) حسب الصور المعطاة.
- امثل من مثلك ان يضع علامات الترقيم للجملة المعطاة.
- امثل من مثلك ان ينسخ الجملة المعطاة له.

English for us



أحلي
جروب
ضم
أصدقائك
للجروب