

CONNECT

2020

Sinbad

2nd Primary

Sinbad Educational Series



S I N B A D
BY A GROUP OF EXPERTS IN LANGUAGE SCHOOLS


NEW VOCAB.

2nd Primary

2 "s": "s" تعبر عن الملكية و توضع في نهاية الاسم المفرد الذي لا ينتهي بـ "s"

Ex: Hany's friends help.

3 "how to read the graph": كيف تقرأ الرسم البياني:



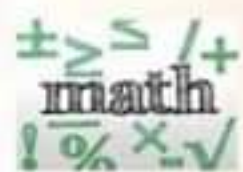

4 "Project": رسم بياني يدل على عدد الطلاب الذين يساعدون:

PROJECT

Draw & stick:

EXERCISES

① Look, read and match:



help

① graph

② family

③ help

④ math

⑤ stick

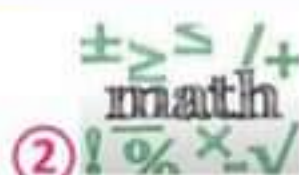
⑥ science

② Look, read and complete the letters:



①

🍏 tea—her



②

🍏 ma—h



③

🍏 sti—k



④

🍏 sw—ep



⑤

🍏 w—sh



⑥

🍏 umbre—la

③ Read and match:

	A		B
1	I help my	a	my teacher.
2	Six children	b	in the morning.
3	I help	c	family.
4	I make the bed	d	help in the afternoon.

4 Read and choose:

- ① We help our [families – evenings – mornings].
- ② I [say – see – sweep] the floor.
- ③ We [sweep – wash – meet] the dishes.
- ④ I [make – eat – wash] the bed in the morning.
- ⑤ [Hany – Hanys – Hany's] friends help the teacher.
- ⑥ Seven [children – child – schools] help the teacher.

5 Re-arrange:

- ① children – Five – help .

A:

- ② help – my – I – family .

A:

- ③ make – We – bed – the .

A:

6 Count:



7 Copy:

_____ I help my teacher. _____

සිබාඩ් සිබාඩ් සිබාඩ් සිබාඩ් සිබාඩ් SINBAD Series සිබාඩ් සිබාඩ් සිබාඩ් සිබාඩ් සිබාඩ්



LESSONS [7]: SB Pages [14 : 15] "Review & Play time"

VOCAB

WORD	MEANING	WORD	MEANING
Listen	يستمع	Count	يعد / يحسب
Match	يوصل	Write	يكتب
Ask	يسأل	See	يري
Answer	يجيب	Say	يقول
Read	يقرأ	Ant	هلمة
Color	يلون / لون	Apple	تفاحة
dog	كلب	Bicycle	دراجة
Banana	موزة	Ball	كرة
Car	سيارة	Elephant	فيل
Camel	جمل	Body	جسم
Pencil	قلم رصاص	Ear	أذن
Socks	جوارب	Eye	عين
Black	أسود	Hair	شعر
White	أبيض	Mouth	فم
Green	أخضر	Nose	أنف
Blue	أزرق	Smell	يشم / رائحة
Yellow	أصفر	Clothes	ملابس
Red	أحمر	Pants	بنطلون
orange	برتقالي	Shoes	حذاء
brown	بني	sweater	سويتير
Want	يريد	Finish	ينتهي
Meet	يقابل	Thank you	شكراً
Repeat	يكرر	Chicken	دجاجة
Family	أسرة	Chips	شيبسي
Grandpa	الجد	Beach	شاطئ
Grandma	الجدة	Touch	يلمس
Parents	الأهل	Teacher	مدرس
Friends	الأصدقاء	story	قصة
Cousins	أبناء العم	Now	الآن
Children	أطفال	Role-play	تبدل الأدوار
Happy	سعيد	Help	يساعد
Sad	حزين	Match	يوصل
Point to	يشير إلى	Graph	رسم بياني
Sing	يغنى	Stick	يلصق / عصا
Day	يوم / نهار	Draw	يرسم

Night	ليل / ليلة	Science	علوم
The sun	الشمس	Plus	+
The moon	القمر	Minus	-
The sky	السماء	Make the bed	يرتب الفراش
Come up	يصعد / تطلع	Sweep the floor	يكنس الأرضية
Go down	يهبط / تغرب	Wash the dishes	يغسل الأطباق
make	يصنع / يجعل	life skills	مهارات حياتية
Because	لأن	Project	مشروع
New	جديد	Show	يبين / يعرض
Old	قديم	Tell	يخبر
Have	يملك / يتناول	Brother	أخ
Neighbors	جيران	Come	يأتي
Play	يلعب		

SINBAD Series

 LANGUAGE NOTES:

🍏 ملاحظات لغوية :

- اللون يأتي قبل الاسم أو بعد "Be" : اسم Color + noun ①

Ex: 1 The dogs are black.

2 This is a green banana.

- ② • **He / she / It /** اسم مفرد + **is** + ظرف / صفة / اسم :

- we / You / They / اسم جمع + are + صفة / ظرف

Ex: 1 It is a yellow camel.

2 The **dogs** are black.

- ③ "socks / pants / shoes": دائماً تأتي جمع:

Ex: 1 They are orange **socks**.

2 I have black shoes.

3 His pants are good.

- تعني "يستطيع" و تعبر عن المقدرة: المصدر: *can + inf.* + فاعل **Sub** (4)

Ex: 1 I can see six bicycles.

2 He can count.

- ⑤ Singular + "s" = plural: • لتحويل الاسم المفرد إلى جمع نضيف له حرف "s":

e.g.: • a dog == dogs • a camel == camels • a car == cars

1 **READING:**① **This is my grandpa.**② **These are my friends.**③ **These are my parents.**④ **A: Do you want the teddy bear?****B: Yes, I want the teddy bear because he makes me happy.**② **This is + اسم مفرد:****These are + اسم جمع:****Ex: 1 This is my grandpa.****2 These are my friends.**③ **"make + obj + N. / adj / inf. مصدر / صفة / اسم. تعني "يجعل":****Ex: 1 He makes me happy.****2 She makes me study.**4 **Greetings:**

التحيات

① **Good morning**

صباح الخير

② **Good afternoon**

طابت ظهرك

③ **Good evening**

مساء الخير

④ **Good night**

تصبح على خير

الرد بنفس التحية

⑤ **"in" + part of the day/big places: تعني "في" وتأتي مع فترات اليوم والأماكن الكبيرة:**

e.g.: • in the morning • in the afternoon • in the evening

• in Cairo • in the sky **BUT** • at night⑥ **"The":**

أداة المعرفة و تستخدم مع الأسماء التي ليس لها بديل:

e.g.: • The sun

• the moon

• the sky

SINBAD Series

① **"gh" في كلمة "neighbor" لا تنطق [silent]:**2 **Introduction:**

عند تقديم / تعريف شخص بآخر نستخدم

This is + اسم مفرد:**These are + اسم جمع:****Ex: 1 A: This is my brother, Hany.****B: Good morning.**

2 A: I'm Ramy. These are my parents.

B: Hello.

③ “have”:

تعني "ممتلك / يتناول"

Ex: 1 Hany and Hana **have** new neighbors,

2 I **have** rice and **meat** for lunch.

④ "have to + inf. التصريف الأول":

تعني "لا بُدَّ"

Ex: I have to help my parents.

5 Imperative: [inf --- المصدر]:

الأمر: نستخدم فيه التصريف الأول

Ex: Come and play this afternoon.

6 Suggestion: [Let's + inf. المصدر]:

الاقترح:

Ex: A: Let's play!

هَيَّا بِنَا نَلْعَبْ

B: Let's.

7 /ch/: /tʃ/

تتطرق مثل "تش" في اللغة العربية

e.g.: ● children

- *chicken*

- *chips*

- beach

- touch

- teacher

සිබාඩ් සීරීස් SINBAD Series

1 READING:

① I help my family in the morning.

② I help my teacher.

③ I help my family in the afternoon.

④ I help my family in the evening.

⑤ Hana's friends help.

② “ ”:

تعر عن الملكية و توضع في نهاية الاسم المفرد الذي لا ينتهي بـ "s"

Ex: Hany's friends help.

සිබාදා ශ්‍රී ලංකා සිබාදා ශ්‍රී ලංකා SINBAD Series සිබාදා ශ්‍රී ලංකා සිබාදා ශ්‍රී ලංකා

PLAY TIME



Read & match. Then color:

Good morning

Good afternoon

Good evening

Good night



This is my	These are my
 <p>parents.</p>	 <p>cousin.</p>
 <p>grandpa.</p>	 <p>cousins.</p>
 <p>friend.</p>	 <p>grandparents.</p>

TEST ON UNIT ONE

1 Look, read and match:



① come

② chips

③ beach

④ chicken

⑤ help

⑥ brother

⑦ teacher

⑧ play

help



2 Look, read and complete the letters:



①

②

③

④

s—n

fri—nds

c—usins

grand—a



⑤

⑥

⑦

⑧

Ted—y bear

pare—ts

ha—py

ni—ht

3 Read and choose:

① This is my [brother – sister – aunt], Moslem.

② [This – These – That] are my friends.

③ I say 'good morning' to my [help – beach – neighbor].

④ The teddy [make – makes – mike] me happy.

⑤ [To come – Comes – Come] and play this afternoon.

⑥ The sun [comes up– goes down – runs away] in the morning.

⑦ Let's [play – plays – finished]!

⑧ The sun [goes down – comes up – makes up] in the evening.

4 Read and match:

	A		B
1	The families are	a	new friends.
2	Reem and Hany want	b	help my neighbors.
3	They are my	c	now friends.
4	I have to	d	to play with Ramy.

5 Re-arrange:

① children – Five – help .

A:

② help – my – I – family .

A:

③ make – We – bed – the .

A:

6 Read and complete from the list:

make – in – want – These – at – makes

① Do you the teddy bear?

② He me sad.

③ are my cousins.

④ The sun is the sky in the afternoon.

⑤ The moon is in the sky night.

7 Count:



8 Copy:

Let's play in the evening!