

Unit 1

Hello !

New words

Bag

bee

book

bus

blue

Classroom language

- What's your name ?

* I'm Hana.

- How are you ?

* I'm fine thanks.

- Hello !

Good bye.

open your book

close your book.

Unit 1
(Hello)

Choose :-

- 1- (What's – What) your name?
- 2- (Hello – Goodbye).I'm Amira.
- 3- Hello. (I – I'm) Hany .
- 4 – What's (you – your) name?
- 5- We go to school by (bus – book).
- 6- I like (blue – bee) , it's a nice color.
- 7- A (bee – bag) can fly.
- 8 – Open your (book – bus).
- 9 – Your (bag – blue) is nice.
- 10 – Close your (bee – book).

Match :-

bag



book



blue



bee



bus



Supply



ba-



b - ue



b - - k



b - -



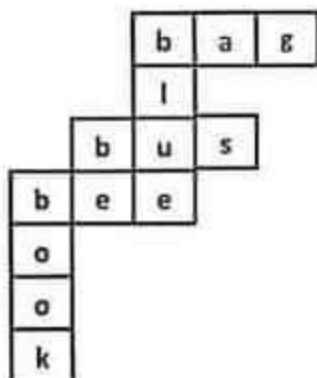
bu -

Fill in gaps :-

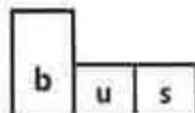
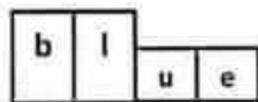
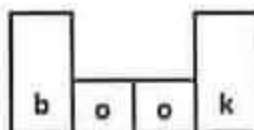
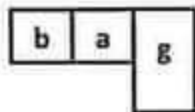
A : your name ?

B : I am

Solve the crossword :-



Colour the box where you hear The sound /Bb/ and say :-



Match :-

1-What's your name ?

I'm six



2- How old are you ?

I'm Hana



3- Hello !


Hello !



* What's your name ?

- I'm

Stick your picture :-



Unit 2

My school bag

New words :-

bag	pen	sharpener	ruler	pencil
pencil case		red		

* Grammar *

We use "What's" to ask about singular object.

Note : What's = What is

It's = It is —→ for singular noun.

Examples :-

1- What's this ?

- It's a ruler.

2- What's this ?

- It's a pencil.

Numbers :-

1	2	3	4	5
one	two	three	four	five

Unit 2 (My school bag)

Choose :-

1-It's a (pencil – ruler).



2- (What – What's) this?

3- (It – He)'s a pen.

4- It's a (bag – sharpener).



5 – It's a (ruler – pen).



6- (What's – What) your name ?



7- A (pen – bee) can fly.

8 – An apple is (blue – red).

9 – How (is – are) you?

10 – What's (this – these) ?

Count , colour and write the number :-




Match :-

Pen



Pencil



Pencil case



ruler



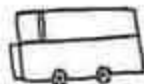
red



Supply :-



b - g



bu -



b - - k



pe -



pe - cilca - e



ru - er



pen - il



re -



- ee

Answer the following :-

* What's this ?

- It's a

* What's this ?

-

* What's this ?

-

* What's this ?

-



* Fill in gaps :-

A : old are you ?

B : I'm years old.

Draw and write your school things :-

Choose :-



ruler
rubber

book
pen



pen
pencil

ruler
red



bus
bee

pencil case
pencil



Circle the odd word out :-

1- book – bag – pencil – blue



2- hand – nose – bag – face



Unit 3

This is me

New words :-

eye nose mouth ear hand neck
hat nuts hair

Grammar

This is

These are

Singular This is	Plural These are
* We use the singular form when we are talking about one thing.	* We use the plural form when we are talking about more than one thing. <u>Notice :-</u> Plural = singular + <u>s</u>
<u>Examples :-</u> 1- This is one arm. 2- This is my leg. 3- This is one hand.	<u>Examples :-</u> 1- These are two arms. 2- These are two legs. 3- I have two hands.

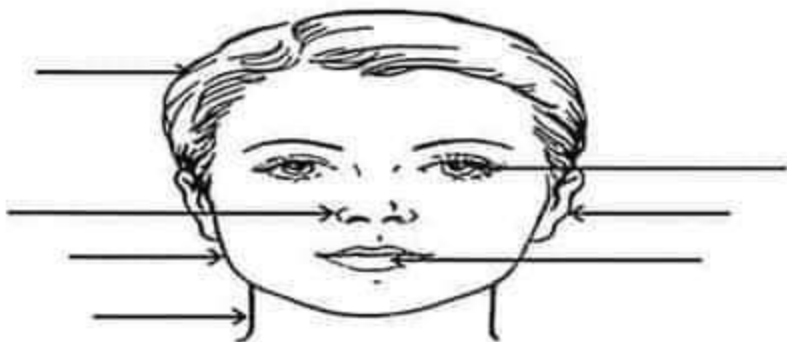
Unit 3 (This is me)

Choose :-

- 1- This (is – are) my nose.
- 2- Well (do – done),Hany.
- 3- I have two (nose – eyes).
- 4- I hear with my (ear – eye).
- 5- This is a (mouth – hand).
- 6- I smell with my (ear – nose).
- 7 – I see with my (mouth – eye).
- 8 – I like to eat (neck - nuts).
- 9 – This is a (hat – neck).
- 10 – I have a nice (hat – nose).



Write the words :-



Match :-

a hat

balls

This is

a face

a book

cars

Colour the box where you hear the sound /h/ or /n/ :-

n	o	s	e
---	---	---	---

h	a	n	d
---	---	---	---

h	a	t
---	---	---

n	e	c	k
---	---	---	---

Unit 4

Let's play music !

New words :-

drum	flute	guitar	piano	triangle
dog	girl	doll	green	

Our senses :-

I can hear with my ears.

I can smell with my nose.

I can touch with my hands.

I can taste with my mouth.

I can see with my eyes.

Unit 4 (Let's play music)

Choose the correct answer :-

- 1- I can (play – eat) the flute.
- 2- I have (four – five) senses.
- 3 – I can hear with my (ears – eyes).
- 4 – I can smell with my (mouth – nose).
- 5 – I can touch with my (hand – ear).
- 6 – I can (smell – see) with my eyes.
- 7 – I can taste with my (mouth – nose).
- 8 – I can play the (guitar – green).
- 9 – I can smell with (my – your) nose.
- 10 – I (can – man) play the piano.
- 11 – I have (one – two) nose.
- 12 – I have (one – two) ears.

Match :-

1- guitar



2- flute



3- piano




4- drum



5- triangle



Look and circle the correct word :-



see

hear

taste

touch



Touch

smell

smell

see



hear

taste

triangle

drum



Supply the missing letter :-



pi - no



d - um



tr - angl -



fl - te



- oll



- og



g - itar



g - rl

Fill in gaps :-

1- I play the piano.

2- I see with my eyes.

Odd one out :-

1- drum - guitar - book - piano. ()

2- girl - dog - drum - doll. ()

3- hear - see - taste - mouth. ()

4- ear - nose - touch - eye. ()

5- book - pen - ruler - doll. ()

Unit 5

It's my birthday !

New words :-

cake card candle orange oil
olives

Numbers :-

6 7 8 9 10
six seven eight nine ten

Colours :-

Red orange yellow green blue
black

classroom language :-

- How old are you ?

* I'm seven years old.

Unit 5 (It's my birthday !)

Choose :-

- 1- (How – What) old are you?
- 2- I (am – is – are) six.
- 3- (It's – It are) my birthday.
- 4- One, two and three are (colours – numbers).
- 5- How old (are – is) you ?
- 6- Red , green and yellow are (colours – numbers).
- 7 – I have one orange (cake – cakes).
- 8 – I have four red (apple – apples).
- 9 – I have (one – two) blue ball.
- 10 – I have (one – two) green bags.

Match :-

- | | |
|----------------------|----------------|
| 1- How old are you ? | – I'm Youssef. |
| 2- What's your name? | – I'm seven |
| 3- What's this ? | – my ear. |
| 4- I can hear with | – It's a book. |

Fill in gaps :-

A : How are you ?

B : 'm six.

A : old are you ?

B : I'm

Write the word :-

6

8

10

7

9

Supply the missing letter :-

bir -- day



g - een



ca - d



ba - lo - ns



r - d



- ake



bl - e



y - l - ow



- range

Circle the correct word :-



cup

cake

cat

car

carrots

cake



oil

orange

olives

card

cake

candle



Match :-

six

7

seven

10

eight

6

nine

8

ten

9

Fill the palette with the colours you found.

